


FAIRFIELD POLICE DEPARTMENT

Monthly Report –February 2022



Chief Robert Kalamaras

Fairfield Police Department

www.fpdct.com



Section 1: Bureau / Division Reports

Field Services Bureau \ Noteworthy Police Work

Retirements/Resignations/promotions

Assignments

Bureau Reports

Section 2: Statistical Activity Summary

Calls for Service Totals

Alarm Response Summary

Motor Vehicle Activity

Criminal Arrest Summary

Calls for Service Breakdown Report

Parking Ticket Summary

Statistical Activity Summary

- **FEBRUARY WAS A QUIET BUT BUSY MONTH. MOTOR VEHICLE AND CRASH STATISTICS WERE SIMILAR TO LAST MONTH. WE HAVE EXPERIENCED AN UPTICK IN RESIDENTIAL BURGLARIES AND ARE CONTINUING OUR INVESTIGATIONS INTO THOSE CRIMES. NOISE COMPLAINTS AND PARKING VIOLATIONS WERE DOWN. WE SAW A LARGE REDUCTION IN STOLEN VEHICLES DUE TO A NUMBER OF FACTORS INCLUDING SUSPECT IDENTIFICATION AND APPREHENSION.**
- **OUR POLICE AND ECC BUDGET WAS PRESENTED TO THE BOARD OF SELECTMAN ON 2/23/22 AND 2/24/22.**
- **WE CONTINUE OUR DIALOGUE WITH FAIRFIELD UNIVERSITY, FAIRFIELD BEACH ROAD ASSOCIATION AND FAIRFIELD BEACH ROAD RESIDENTS REGARDING QUALITY OF LIFE ISSUES AND STUDENT BEHAVIOR AT THE BEACH.**
- **OUR NEW FAIRFIELD COUNTY DISPATCH CENTER HAD THE FINISHING TOUCHES APPLIED AND BEGAN OPERATIONS ON MARCH 1ST.**
- **WE ADMINISTERED LATERAL HIRE COMMISSION INTERVIEWS WITH A CONDITIONAL OFFER BEING GIVEN TO 4 CANDIDATES.**
- **WE HELD OUR PROMOTIONAL CEREMONY AT THE SACRED HEART UNIVERSITY COMMUNITY THEATER ON 2/23/22**

Field Services Bureau \ Noteworthy Work

22-4494 – 2/04/2022 @ 17:19 – INTERFERING WITH AND OFFICER/BURGLARY

A SUSPECT VEHICLE WAS TRAVELING ON KINGS HWY EAST AND WAS IDENTIFIED AND BEING INVOLVED IN A PURSUIT AND BURGLARY FROM LATE 2021. THE VEHICLE WAS LOCATED IN THE STOP AND SHOP PARKING LOT BY OFFICER MONKS.

OFFICER MONKS AND OFFICER CHRIS M. RUBIS LOCATED THE SUSPECT WHO FLED FROM THEM ON FOOT. BOTH OFFICER MONKS AND OFFICER RUBIS CHASED THE SUSPECT WHO WAS TAKEN INTO CUSTODY IN THE LOT OF FLOOR AND DECOR, 300 KINGS HWY CUTOFF.

THE SUSPECT JONATHAN ROTZ WAS CHARGED WITH INTERFERING WITH AND OFFICER. ADDITIONALLY, ROTZ HAD A WARRANT OUT OF FAIRFIELD AND WAS CHARGED WITH BURGLARY 3RD, LARCENY 3RD CRIMINAL TRESPASS 2ND FOR A BURGLARY.

OFFICER MONKS AND RUBIS RECEIVED A LETTER OF COMMENDATION FOR THEIR ACTIONS!!!

Retirements/Resignations



OFFICER SAMANTHA SALATO TRANSFERRED FROM SEYMORE POLICE DEPARTMENT IN 2017. OFFICER SALATO HONORABLY SERVED THE FAIRFIELD POLICE DEPARTMENT SINCE NOVEMBER 2017 UNTIL HER RETIREMENT THIS MONTH. OFFICER SALATO HAS CHOSEN TO SEEK FUTURE EMPLOYMENT OUTSIDE THE LAW ENFORCEMENT COMMUNITY. WE WISH HER THE BEST OF LUCK.

Transfers/Reassignments/Promotions

- **Captain Edward Weihe was promoted and assigned to the Field Services Bureau**
- **Lt. Mike Paris was transferred from Special Services Bureau to Administration Bureau**
- **Lt. Hector Irizarry was transferred from Field Services Bureau (Patrol Division) to Special Service Bureau**
- **Lt. Jeremy Zdru was promoted and assigned to the field Services Bureau (Patrol Division) Evening Shift**
- **Sgt. Jason Greenfield was promoted and assigned to the Field Service Bureau (Patrol Division) Midnight Shift**
- **Sgt. Eric Fuller was promoted and assigned to the Field Service Bureau (Patrol Division) Day Shift**
- **Detective Michael Mazzocchi was promoted and assigned to the Field Services Bureau (Investigative Division)**

Promotions on February 23, 2022



CAPTAIN BRODERICK WAS PROMOTED TO THE RANK OF DEPUTY CHIEF.



LIEUTENANT EDDIE WEIHE WAS PROMOTED TO THE RANK OF CAPTAIN.



SERGEANT JEREMY ZDRU WAS PROMOTED TO THE RANK OF LIEUTENANT.



OFFICER JASON GREENFIELD WAS PROMOTED TO THE RANK OF SERGEANT.



DETECTIVE ERIC FULLER WAS PROMOTED TO THE RANK OF SERGEANT.



OFFICER MICHAEL MAZZOCCHI WAS PROMOTED TO THE RANK OF DETECTIVE.

New Officers

There were no officers hired during the month of February 2022.

Special Services Bureau

Traffic Safety Unit

	Jan	Feb	Mar	Apr	May	Jun	Jul	Aug	Sep	Oct	Nov	Dec
Traffic Stops	371	390										
Infractions Issued	239	256										
Misdemeanor Summons	4	9										
Accidents Investigated	34	28										
Child Seat Installations	12	9										
DUI Arrests	4	1										

Traffic Crash Unit

	Jan	Feb	Mar	Apr	May	Jun	Jul	Aug	Sep	Oct	Nov	Dec
Accidents Investigated	67	54										
Accidents with Injuries	5	10										
Search Warrants	0	5										
Arrest Warrants	0	4										
Misdemeanor Summons	6	1										
Infractions Issued	23	26										
Fatalities	1	1										

- *Assist Trumbull PD - Fatal Crash Daniel Farms Rd- FARO Diagram
- 2200007723 - A.I. Call out for Serious MVA into building. Search and Arrest Warrants completed
- 2200007902 - School bus into utility pole

Animal Control

	Jan	Feb	Mar	Apr	May	Jun	Jul	Aug	Sep	Oct	Nov	Dec
Complaints	65	56										
Wildlife Complaints	22	22										
Animals Tested for Rabies	1	1										
Animals Positive / Rabies	0	0										
Animal Bites	2	0										
Written Warnings	2	3										
Infractions	0	4										
Misdemeanors	0	0										

Traffic Enforcement Targeted Area

- Fairfield Woods Rd
- Edgewood Rd
- Villa Ave
- Reef Rd
- Burr St
- Post Rd / River St
- Black Rock Tnpk
- Holland Hill Rd
- Congress St
- Hulls Farm Rd

- Brookside Dr
- Toilsome Hill Rd
- Bronson Rd
- Lovers Ln

Projects for the month of February 2022
Speed study – Pansy Rd
Speed study – South Pine Creek Rd
Speed study – Stratfield Rd
"All Traffic Solutions" message boards sent for software updates

SCHOOL BUS – 2/28/2022

ON FEBRUARY 28, 2022, AT APPROXIMATELY 3PM, THE FAIRFIELD POLICE DEPARTMENT RECEIVED REPORTS OF A VEHICLE CRASH INVOLVING A SCHOOL BUS ON MILL PLAIN ROAD NEAR THE INTERSECTION OF SCONSET ROAD.

OFFICERS ARRIVED ON SCENE TO FIND A SMALL FIRST STUDENT SCHOOL BUS HAD STRUCK A UTILITY POLE. THE DRIVER OF THE BUS SUSTAINED NON-LIFE-THREATENING INJURIES. THE SCHOOL BUS WAS CARRYING TWO (2) MIDDLE SCHOOL AGED CHILDREN. THE BUS ORIGINATED FROM TOMLINSON MIDDLE SCHOOL.

THE BUS DRIVER WAS TRANSPORTED TO AN AREA HOSPITAL. ONE CHILD WAS TRANSPORTED DUE TO STOMACH PAIN. THE SECOND CHILD WAS TURNED OVER TO A PARENT/GUARDIAN AFTER BEING EVALUATED ON SCENE. ONE ADDITIONAL ADULT PASSENGER WAS EVALUATED BY MEDICAL PERSONNEL ON SCENE BUT REFUSED TRANSPORT

THE CAUSE OF THE ACCIDENT IS UNKNOWN AT THIS TIME.

Marine	April	May	JUN	JUL	AUG	SEPT	OCT
<i>Complaints</i>							
<i>Boats Towed</i>							
<i>Written Warnings</i>							
<i>Arrests</i>							
<i>Safety Inspections</i>							
<i>Total Calls For Service</i>							
<i>Hours Underway</i>							
<i>Community Events</i>							
<i>Location Checks</i>							
<i>Fatalities</i>							

Administrative Services Bureau

Training

- NIBERS Training
- Advanced Sexual Assault
- FBI LEEDA Training
- ESU Training
- SRO Tik-Tok for LE

Emergency Communication Center \ Noteworthy Work

22-3839 - 1/30/22 @ 1826- EMERGENCY MEDICAL CALL

ON SUNDAY, JANUARY 30TH AT APPROXIMATELY 1826 HOURS, TC MARTHA KUCZO ANSWERED A 911 CALL FROM AN ELDERLY WOMAN REPORTING THAT HER HUSBAND WAS CHOKING. TC KUCZO IMMEDIATELY JUMPED INTO ACTION AND PROVIDED LIFE-SAVING CPR INSTRUCTIONS OVER THE PHONE. TC KUCZO REMAINED CALM AND REASSURING THROUGHOUT THE ENTIRE CALL. HER REPEATED INSTRUCTIONS WERE EXPLICIT AND INSTRUMENTAL IN THE SUCCESSFUL OUTCOME OF THE MAN'S AIRWAYS BECOMING UNOBSTRUCTED.

IT IS CLEAR THAT TC KUCZO'S ACTIONS ON THIS DAY WERE INSTRUMENTAL IN THE SAVING OF A LIFE. TC KUCZO COOL DEMEANOR AND SUPERIOR MANNER IN WHICH SHE CONDUCTED HERSELF WERE EVIDENT THROUGHOUT THE CALL FOR SERVICE.

TC KUCZO RECEIVED A LETTER OF COMMENDATION FOR HER ACTIONS!!!

Emergency Communications Center Call Statistics

	Jan	Feb	Mar	Apr	May	June	July	Aug	Sep	Oct	Nov	Dec
Total Incoming	8,163											
Calls Total 911	1772											
Calls Total												
Outgoing Calls	2,345											
Total CSFs Processed	4,044											
% 911 Calls Under 10 Sec	95.26											

Unable to obtain February data due to ECC move

CALLS FOR SERVICE BREAKDOWN

	Year	Jan	Feb	Mar	April	May	June	July	Aug	Sep	Oct	Nov	Dec	
911 HANG UP	2019	6	8	9	7	10	5	5	6	11	11	3	8	89
	2020	7	7	7	2	3	13	8	6	5	15	9	7	89
	2021	9	5	11	8	11	21	25	14	15	16	7	10	152
	2022	13	4											17
ABANDONED MOTOR VEHICLE	2019	9	8	14	6	4	9	14	5	7	5	10	4	95
	2020	7	7	5	4	7	4	5	10	8	6	9	8	80
	2021	5	4	3	6	4	12	4	10	8	8	7	6	77
	2022	4	3											7
ALARM	2019	0	0	0	0	0	0	0	1	0	0	0	0	1
	2020	0	0	0	0	0	0	0	0	0	0	0	0	0
	2021	0	0	1	0	211	232	214	212	212	169	168	201	1620
	2022	196	163											359
ALARM EXCUSED	2019	0	3	0	0	3	0	1	1	1	1	0	1	11
	2020	0	6	0	0	0	0	0	0	0	1	0	0	7
	2021	0	0	2	0	0	1	0	0	0	0	0	0	3
	2022													0
ALARM FALSE	2019	243	211	227	232	250	261	273	283	215	203	250	254	2902
	2020	209	182	201	131	152	193	216	261	181	161	187	192	2266
	2021	158	143	211	199	173	231	214	212	212	169	168	201	2291
	2022	201	163											364
ANIMAL COMPLAINT	2019	66	73	117	90	103	125	120	127	100	99	76	61	1157
	2020	57	84	84	73	86	125	128	116	138	95	88	43	1117
	2021	65	43	62	63	86	113	109	107	100	82	72	49	951
	2022	57	57											114
ANIMAL RESCUE	2019	0	2	1	1	0	3	2	0	1	0	1	0	11
	2020	0	0	0	1	1	3	1	0	2	0	0	1	9
	2021	1	0	1	0	2	1	1	0	0	1	0	0	7
	2022	0	1											1

ASSAULT	2019	2	3	4	2	3	1	0	3	2	1	5	1	27
	2020	1	4	2	0	0	3	4	0	3	3	2	2	24
	2021	2	0	2	4	5	2	2	6	5	3	6	3	40
	2022	2	5											7
ASSAULT IN PROGRESS	2019	0	0	0	0	0	0	0	0	0	0	0	0	0
	2020	0	0	0	0	0	0	0	0	0	0	0	0	0
	2021	0	0	0	1	0	1	0	0	0	0	1	0	3
	2022	0	0											0
ASSISTANCE	2019	186	180	174	171	181	186	177	171	216	210	175	156	2183
	2020	163	159	107	106	134	151	134	159	177	166	113	127	1696
	2021	126	174	152	151	176	180	186	189	249	162	154	147	2046
	2022	134	150											284
BANK ESCORT	2019	22	15	21	22	22	20	22	22	19	22	16	21	244
	2020	23	19	22	18	11	12	23	21	21	21	16	21	228
	2021	21	15	22	21	16	22	21	19	18	20	16		211
	2022	20	18											38
BOMB THREAT	2019	0	0	0	0	0	0	0	0	0	0	0	0	0
	2020	0	0	0	0	0	0	0	0	0	0	0	0	0
	2021	0	0	0	0	0	0	0	0	0	0	0	0	0
	2022	0	0											0
BREACH OF PEACE	2019	46	35	54	37	54	67	43	53	52	51	50	39	581
	2020	40	49	46	42	64	45	67	62	47	49	36	47	594
	2021	51	38	55	38	54	60	56	61	67	62	47	50	639
	2022	39	57											44
BURGLARY	2019	0	3	1	2	1	1	1	1	1	1	0	5	17
	2020	2	3	0	0	0	1	2	3	0	0	1	0	12
	2021	0	1	0	0	2	7	1	6	1	4	4	3	29
	2022	6	10											16
BURGLARY - RESIDENCE	2019	2	1	1	0	4	1	6	2	1	0	0	0	18
	2020	8	1	1	2	2	2	0	2	0	3	5	2	28
	2021	4	1	3	0	1	1	6	3	4	1	3	1	28
	2022	1	7											8

BURGLARY - COMMERCIAL	2019	4	1	3	0	0	6	4	2	3	3	0	0	26
	2020	1	5	3	2	0	2	2	1	3	3	2	3	27
	2021	1	1	1	1	1	4	6	2	3	0	0	1	21
	2022	3	1											4
BURGLARY - GARAGE	2019	1	0	0	0	0	0	1	5	0	3	0	3	13
	2020	2	2	1	0	4	2	2	7	3	2	2	6	33
	2021	0	0	0	2	0	2	0	1	0	3	1	1	10
	2022	2	2											4
BURGLARY - SCHOOL	2019	0	0	0	0	0	0	0	0	0	0	0	0	0
	2020	1	1	0	0	1	0	0	0	0	0	0	0	3
	2021	0	0	0	0	0	0	0	0	0	0	0	0	0
	2022	0	0											0
BURGLARY ATTEMPT	2019	1	1	0	1	1	0	0	2	1	1	1	0	9
	2020	0	0	0	0	0	0	0	0	1	0	1	0	2
	2021	1	0	0	0	0	1	0	1	1	0	0	0	4
	2022	0	1											1
BURGLARY ATTEMPT - RESIDENCE	2019	0	0	1	0	3	1	5	1	1	2	0	0	14
	2020	0	1	0	1	1	0	0	1	0	0	0	0	4
	2021	0	1	0	3	0	1	0	1	1	0	0	0	7
	2022	0	1											0
BURGLARY ATTEMPT - COMMERCIAL	2019	0	0	2	0	0	0	0	1	1	2	0	0	6
	2020	0	3	2	0	0	1	0	0	0	0	0	1	7
	2021	0	0	0	2	0	0	1	0	0	0	0	0	3
	2022	0	0											0
BURGLARY ATTEMPT - SCHOOL	2019	0	0	0	0	0	0	0	0	0	0	0	0	0
	2020	0	1	0	0	0	0	0	0	0	0	0	0	1
	2021	0	0	0	0	0	0	0	0	0	0	0	0	0
	2022	0	0											0
BURGLARY IN PROGRESS	2019	0	0	0	0	0	0	0	0	0	0	0	0	0
	2020	1	0	0	0	0	0	0	0	0	0	0	0	1
	2021	0	0	0	0	0	0	0	0	0	0	0	1	1
	2022	0	0											0

BUSINESS/LOCATION CHECK	2019	1352	1192	1271	1086	1096	761	703	888	985	1047	823	745	11949
	2020	937	929	1323	2289	1335	665	581	531	812	693	577	721	11393
	2021	826	1121	1409	1234	1143	866	737	999	1118	1118	1123	1253	12947
	2022	1384	1487											2871

CANCELLED ALARM	2019	51	49	46	42	61	63	44	59	47	45	53	48	608
	2020	58	55	54	35	41	36	44	71	46	27	48	53	568
	2021	46	28	41	37	36	43	41	47	43	54	45	32	493
	2022	33	46											79
COMMUNITY EVENT	2019	46	42	25	39	64	43	46	34	85	91	108	29	652
	2020	28	37	24	8	6	26	11	11	20	20	12	6	209
	2021	8	2	12	22	21	15	22	20	34	51	83	49	339
	2022	42	29											71
DEAD ANIMAL ON ROADWAY	2019	2	0	2	2	1	4	1	2	4	6	4	0	28
	2020	1	4	2	5	5	2	6	2	0	1	3	2	33
	2021	0	2	2	3	3	3	1	3	1	2	4	2	26
	2022	3	1											4
DEAD ON ARRIVAL	2019	2	2	3	6	0	3	5	4	1	3	4	2	35
	2020	2	3	2	4	3	1	2	3	2	4	5	4	35
	2021	5	2	1	3	3	0	1	3	5	2	1	10	36
	2022	3	3											6
DOOR UNLOCKED	2019	11	5	5	6	6	3	2	4	10	10	6	3	71
	2020	6	6	2	2	0	3	2	3	5	2	2	2	35
	2021	2	3	2	0	4	1	1	1	0	3	4	4	25
	2022	2	6											8
DROWNING	2019	0	0	0	0	0	0	0	1	0	0	0	0	1
	2020	0	0	0		0	0	0	0	0	0	0	0	0
	2021	0	0	0	0	0	0	0	0	1	0	0	0	1
	2022	0	0											0
EMERGENCY MEDICAL CALL	2019	272	264	261	272	263	262	256	263	274	267	312	290	3256
	2020	251	348	242	297	314	295	285	252	233	256	282	306	3361
	2021	293	317	331	332	301	216	269	217	283	309	279		3147
	2022	284	375											0

FIREWORKS COMPLAINT	2019	1	0	3	0	11	8	29	5	3	2	0	2	64
	2020	1	0	3	1	10	47	62	5	4	5	3	7	148
	2021	6	0	2	1	11	17	42	6	2	2	2	5	96
	2022	0	0											0

FUNERAL ESCORT	2019	28	13	10	12	15	16	20	15	17	13	20	17	196
	2020	20	12	13	6	4	4	10	5	3	11	5	14	107
	2021	13	6	14	11	10	11	9	14	20	17	15		140
	2022	0	17											17
GPS ALERT	2019	0	0	0	0	1	5	0	0	0	0	0	0	6
	2020	0	0	0	0	0	0	1	0	0	1	0	1	3
	2021	2	1	3	3	0	3	4	4	10	4	6	0	40
	2022	1	6											8
HARASSMENT	2019	16	16	13	12	18	14	14	10	15	15	14	10	167
	2020	16	14	8	7	17	22	18	19	18	13	19	9	180
	2021	20	18	16	13	14	15	23	11	23	10	17	15	195
	2022	20	13											33
HOMICIDE	2019	0	1	0	0	0	0	0	0	0	0	0	0	1
	2020	0	0	0	0	0	0	0	0	0	0	0	0	0
	2021	0	0	0	0	0	0	0	0	0	0	0	0	0
	2022	0	0											0
INFORMATION	2019	30	20	46	30	33	45	18	31	34	38	30	27	382
	2020	46	45	98	372	298	82	94	59	168	395	938	971	3566
	2021	715	648	511	461	117	7	5	4	15	5	10	9	2507
	2022	5	6											11
INTOXICATED SUBJECT	2019	4	5	11	8	3	7	5	4	18	4	6	3	78
	2020	7	4	4	1	4	2	1	2	1	3	2	2	33
	2021	4	0	4	2	7	5	6	4	4	2	4	4	46
	2022	0	2											2
INVESTIGATION	2019	140	118	157	140	202	155	151	184	193	187	178	168	1973
	2020	155	148	117	94	158	185	174	197	180	185	165	125	1883
	2021	133	123	162	180	218	175	174	205	207	195	183	160	2115
	2022	162	148											310

INVESTIGATION- SENIOR CITIZEN	2019	0	1	2	0	0	1	1	0	1	1	0	1	8
	2020	1	0	2	1	0	2	0	0	0	0	0	0	6
	2021	1	1	1	1	0	1	0	0	0	1	0	0	6
	2022	0	2											2
INVESTIGATION-ARREST	2019	1	0	7	1	3	1	0	7	2	1	1	1	25
	2020	0	3	1	0	2	0	0	1	1	1	0	0	9
	2021	1	2	4	6	13	2	2	3	1	3	2	3	42
	2022	3	1											4
INVESTIGATION-BAD CHECK	2019	1	0	0	0	0	0	0	0	0	0	0	0	1
	2020	0	0	0	0	0	1	0	0	0	0	0	0	1
	2021	0	0	0	0	0	0	1	1	1	0	0	0	3
	2022	0	1											1
INVESTIGATION-COUNTERFEIT	2019	2	1	0	0	1	2	2	0	0	1	2	1	12
	2020	2	1	2	1	1	0	0	0	1	2	0	0	10
	2021	0	0	1	0	0	1	1	0	1	1	0	1	6
	2022	0	0											0
INVESTIGATION-CREDIT CARD FRAUD	2019	3	3	3	2	1	1	2	1	2	1	1	1	21
	2020	4	3	1	0	1	0	0	0	1	2	2	3	17
	2021	0	2	3	2	0	0	0	0	2	1	0	1	11
	2022	1	2											3
INVESTIGATION-FINANCIAL CRIME	2019	0	2	2	0	3	2	1	2	0	3	4	1	20
	2020	0	0	5	1	1	1	1	0	0	5	1	1	16
	2021	1	1	4	3	1	0	1	1	0	5	1	0	18
	2022	2	4											6
INVESTIGATION-FORGERY	2019	3	0	2	2	6	9	3	2	1	2	3	0	33
	2020	4	4	1	0	0	2	1	8	1	0	1	1	23
	2021	1	2	1	1	0	1	1	0	2	3	4	1	17
	2022	2	3											5
INVESTIGATION-INTERNET CRIME	2019	4	0	3	1	3	3	4	0	0	4	0	1	23
	2020	0	1	0	0	0	2	0	4	2	3	1	1	14
	2021	1	2	3	3	1	2	0	1	2	0	1	2	18
	2022	1	2											3

NARCOTICS VIOLATION	2019	4	6	4	2	2	3	11	5	2	12	7	4	62
	2020	4	4	3	0	3	0	0	1	4	4	2	2	27
	2021	2	2	2	1	8	1	2	3	2	3	6	0	32
	2022	1	2											3
NOISE COMPLAINT	2019	18	11	15	20	36	42	33	37	58	45	34	17	366
	2020	14	10	10	12	65	56	46	60	66	67	37	26	469
	2021	23	24	45	30	65	50	47	42	44	54	21	29	474
	2022	20	12											32
PACOS ASSIGNMENT	2019	32	15	21	13	15	15	19	36	41	30	16	18	271
	2020	130	93	42	6	88	63	105	64	59	33	29	46	758
	2021	78	43	68	64	33	20	22	93	51	36	56	32	596
	2022	58	73											131
PARKING VIOLATION	2019	34	23	38	48	46	47	49	25	80	39	40	29	498
	2020	37	25	29	18	34	101	107	62	65	36	19	28	561
	2021	21	38	32	34	61	32	65	32	83	56	46	23	523
	2022	37	23											60
PISTOL PERMIT APPLICATION	2019	21	10	7	7	4	15	7	11	6	12	9	19	128
	2020	14	22	13	0	0	64	103	93	61	81	78	65	594
	2021	43	50	44	28	19	29	6	31	28	11	18	9	316
	2022	25	29											54
RECKLESS DRIVER	2019	19	26	25	25	45	21	30	30	38	33	33	31	356
	2020	29	18	27	14	27	29	33	29	41	31	39	20	337
	2021	22	24	33	36	44	47	30	29	30	25	33	24	377
	2022	24	14											38
RECOVERED PROPERTY	2019	20	8	14	10	16	18	20	17	26	11	17	12	189
	2020	19	10	13	18	21	22	22	16	14	8	21	11	195
	2021	11	11	12	14	22	19	16	22	23	14	11	12	187
	2022	20	15											35

ROAD HAZARD	2019	37	34	47	35	33	78	86	58	34	51	36	49	578
	2020	24	19	14	35	26	36	33	311	36	20	49	30	633
	2021	27	21	39	27	22	24	55	25	41	29	25	21	356
	2022	31	18											49
ROBBERY	2019	0	0	0	3	4	1	0	2	1	2	0	1	14
	2020	1	0	0	1	0	0	0	0	1	3	1	0	7
	2021	1	0	0	1	0	0	1	1	1	0	4	2	11
	2022	1	2											3
ROBBERY IN PROGRESS	2019	0	0	0	0	0	0	0	0	0	0	0	0	0
	2020	0	0	0	0	0	0	0	0	0	0	0	0	0
	2021	0	0	0	0	0	0	0	0	0	0	0	0	0
			0											0
SEX VIOLATION	2019	0	0	1	0	1	1	1	0	1	0	1	1	7
	2020	0	1	1	0	0	0	1	1	0	1	0	0	5
	2021	1	0	1	2	2	1	2	3	2	3	1	2	20
	2022	2	1											3
SHOPLIFTER	2019	17	14	21	10	22	16	23	15	19	30	22	23	232
	2020	31	31	24	14	21	30	22	20	25	22	25	27	292
	2021	22	24	24	16	21	21	23	29	23	27	23	29	282
	2022	28	19											47
STOLEN VEHICLE	2019	4	3	3	2	3	4	7	5	12	11	1	2	57
	2020	6	4	4	6	5	12	16	21	10	14	8	8	114
	2021	7	4	2	12	16	8	3	12	15	5	9	18	93
	2022	18	4											4
STOLEN VEHICLE ATTEMPT	2019	0	0	0	0	0	0	0	0	1	0	0	0	1
	2020	1	0	0	0	0	0	0	0	0	0	0	0	1
	2021	0	0	0	0	1	0	0	0	0	1	0	17	19
	2022	15	1											16
STRUCTURE FIRE	2019	0	0	7	5	8	5	10	3	3	5	1	3	50
	2020	2	8	5	3	0	12	6	9	5	5	13	9	77
	2021	5	12	17	3	6	7	2	4	3	10	7	12	88
	2022	7	4											11

SUICIDE	2019	0	0	0	1	0	0	1	1	0	1	0	0	4
	2020	0	0	0	1	0	0	0	1	0	1	0	0	3
	2021	0	1	1	0	0	1	1	0	0	0	0	0	4
	2022	0	11											0
SUICIDE ATTEMPT	2019	0	0	2	0	0	0	2	1	2	1	0	1	9
	2020	1	1	0	0	1	1	1	1	1	4	0	1	12
	2021	0	2	1	3	2	0	0	1	0	1	1	0	11
	2022	0	1											1
SUICIDE THREAT	2019	4	4	7	1	4	6	4	1	6	3	4	4	48
	2020	6	4	5	3	3	4	5	2	5	2	4	4	47
	2021	4	1	3	3	6	3	4	2	7	4	2	3	42
	2022	4	9											13
SUSPICIOUS PERSON	2019	42	38	34	53	57	49	57	49	45	48	39	43	554
	2020	54	31	33	22	28	24	41	43	27	42	33	35	413
	2021	29	19	20	21	25	21	52	36	52	25	33		333
	2022		14											14
SUSPICIOUS VEHICLE	2019	29	28	19	23	25	16	17	22	23	27	21	28	278
	2020	19	24	21	22	18	16	22	18	16	16	33	21	246
	2021	19	10	21	14	17	20	12	17	16	13	7	32	198
	2022	16	19											35
THEFT FROM MOTOR VEHICLE	2019	9	14	31	22	10	13	42	26	42	35	18	24	286
	2020	33	37	33	40	36	36	46	75	31	36	25	39	467
	2021	24	7	14	53	63	37	21	19	44	41	32	36	391
	2022	43	33											76
TRAFFIC CONTROL MALFUNCTION	2019	4	5	5	6	9	5	17	7	5	4	8	5	80
	2020	2	1	4	3	3	2	11	11	3	6	10	5	61
	2021	1	3	3	4	1	4	6	10	9	3	2	4	50
	2022	7	4											11
TRESPASSER	2019	7	8	12	11	9	14	7	3	6	7	8	13	105
	2020	5	10	10	26	7	17	21	15	9	7	10	15	152
	2021	12	6	13	8	1	10	13	10	1	10	5	5	94
	2022	8	11											19

UNKNOWN TROUBLE	2019	0	0	0	0	1	0	0	1	1	0	0	0	3
	2020	0	0	0	0	0	0	1	0	0	1	1	0	3
	2021	0	0	0	1	1	1	0	0	1	0	1	0	5
	2022	0	1											1
VANDALISM MISCELLANEOUS	2019	2	0	7	4	4	5	4	2	3	4	1	4	40
	2020	6	6	5	2	8	7	9	6	9	13	5	3	79
	2021	2	2	3	2	5	10	2	14	7	6	3	3	59
	2022	2	6											8
VANDALISM TO STRUCTURE	2019	1	3	1	0	1	0	4	2	0	2	2	1	17
	2020	1	1	2	0	3	1	1	0	3	2	1	2	17
	2021	3	0	3	5	5	6	3	9	2	4	0	2	42
	2022	2	5											7
VANDALISM TO VEHICLE	2019	3	1	1	3	5	6	3	7	5	8	9	6	57
	2020	8	7	6	2	4	3	3	3	3	4	3	2	48
	2021	2	3	2	1	5	4	5	3	3	2	2	3	35
	2022	2	2											4
VESSEL INSPECTION	2019	0	0	0	0	5	3	3	1	0	0	0	0	12
	2020	0	0	0	0	0	4	0	1	0	0	0	0	5
	2021	0	0	0	1	7	3	2	0	0	0	0	0	13
	2022	0	0											0
WATER RESCUE	2019	0	0	0	0	1	1	1	2	0	1	0	1	7
	2020	0	1	0	1	1	3	3	1	1	2	0	0	13
	2021	0	0	0	0	0	2	2	1	4	2	0	0	11
	2022	1	1											2
WIRES DOWN	2019	3	6	26	2	3	11	15	12	1	19	1	5	104
	2020	1	2	0	1	1	2	11	91	3	1	14	7	134
	2021	5	0	8	4	8	4	7	6	9	6	5	7	69
	2022	4	3											7

Parking Report February 2022 FPD



Prepared 02/28/2022 by Suzanne Kuroghlian, Parking Account Clerk/Administrator

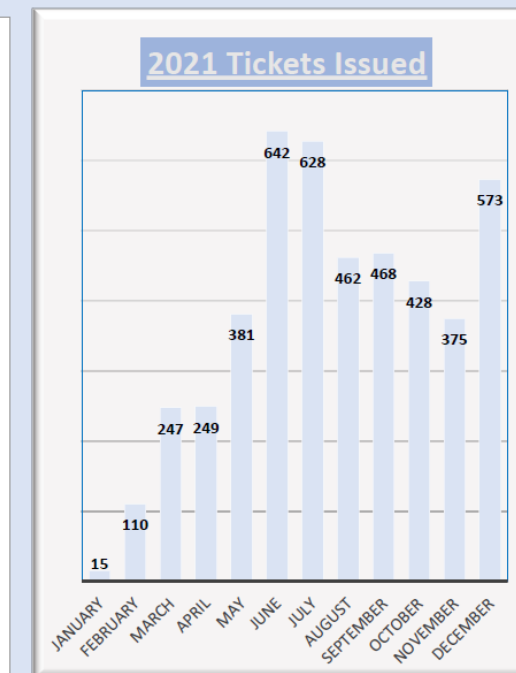
Findings

02/01/2022 – 02/28/2022

- **251** Parking Citations Issued
- **\$6,663.19** Funds Collected

February 2022 Parking Ticket Report

TICKETS ISSUED	# Issued 2022	# Issued 2021
January	197	15
February	251	110
March		247
April		249
May		381
June		642
July		628
August		462
September		468
October		428
November		375
<u>December</u>	<u> </u>	<u>573</u>
TOTAL	448	4,578



Parking Financials

<u>FINANCIALS</u>	<u>Funds Collected (Paid/Partial)</u>	<u>Total Reduced (Adjusted)</u>
January	\$7,671.28	(\$165.00)
February	\$6,663.19	(\$35.00)
March		
April		
May		
June		
July		
August		
September		
October		
November		
<u>December</u>		
TOTAL	\$14,334.47	(\$200.00)

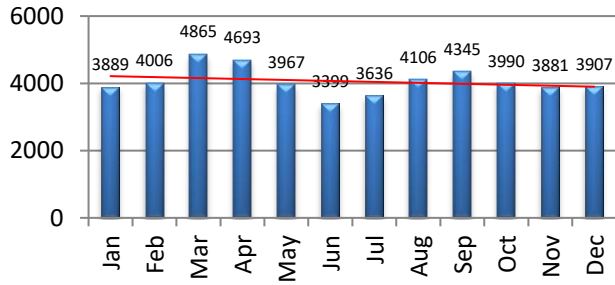
Section 3: Statistical Activity Summary

TOTAL CALLS FOR SERVICE

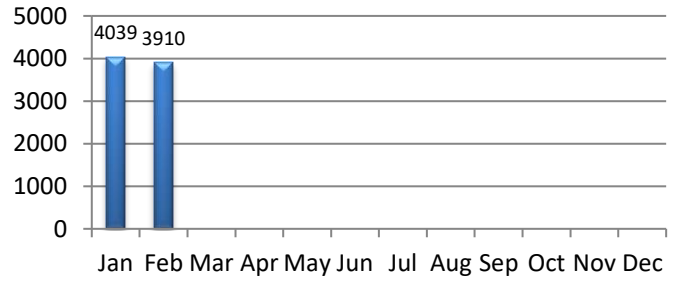
Calls for Service	Jan	Feb	Mar	Apr	May	Jun	Jul	Aug	Sep	Oct	Nov	Dec	YTD
2021	3889	4006	4865	4693	3967	3399	3636	4106	4345	3990	3881	3907	48,684
2022	4039	3910											7,949

Note: Includes miscellaneous calls that may not be listed under the call analysis section

Calls For Service - 2021



Calls for Service - 2022

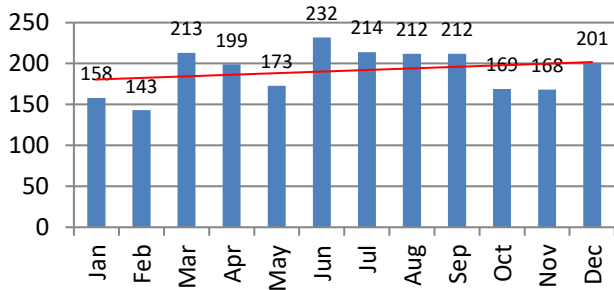


ALARM RESPONSE SUMMARY

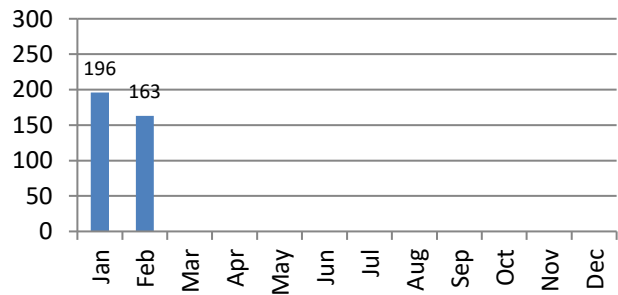
Total Alarms	Jan	Feb	Mar	Apr	May	Jun	Jul	Aug	Sep	Oct	Nov	Dec	YTD
2021	158	143	213	199	173	232	214	212	212	169	168	201	2,294
2022	196	163											359

False Alarms	Jan	Feb	Mar	Apr	May	Jun	Jul	Aug	Sep	Oct	Nov	Dec	YTD
2021	158	143	211	199	173	231	214	212	212	169	168	201	2,291
2022	196	163											359

Alarms - 2021



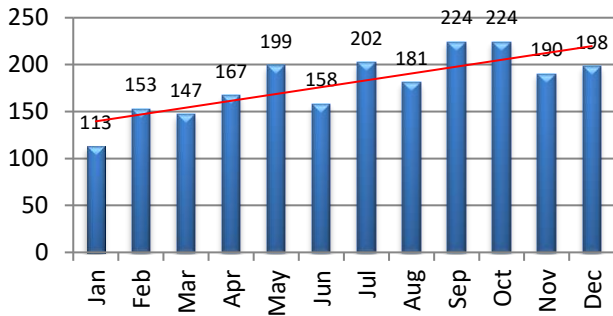
Alarms - 2022



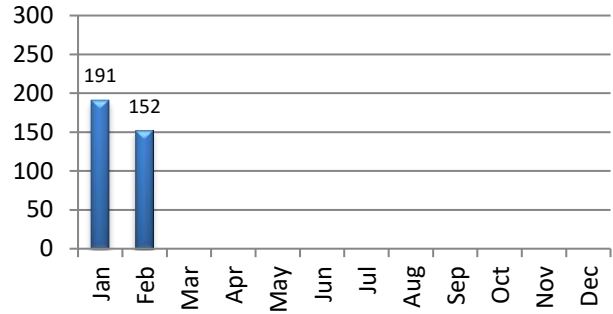
MOTOR VEHICLE ACTIVITY

MV Accidents	Jan	Feb	Mar	Apr	May	Jun	Jul	Aug	Sep	Oct	Nov	Dec	YTD
2021	113	153	147	167	199	158	202	181	224	224	190	198	2,156
2022	191	152											343

Motor Vehicle Accidents - 2021



Motor Vehicle Accidents - 2022



MV Enforcement	Jan	Feb	Mar	Apr	May	Jun	Jul	Aug	Sep	Oct	Nov	Dec	YTD
Warning-2021	458	374	560	396	249	177	183	319	212	179	279	217	3,603
2022	211	225											436

Infractions-2021	71	134	270	520	155	95	246	367	171	267	223	150	2,669
2022	239	258											497

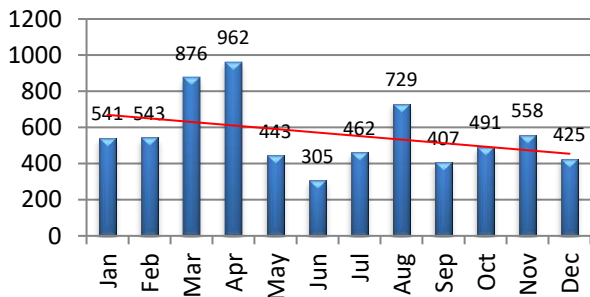
Misdemeanor-2021	8	24	38	34	31	28	25	36	17	35	42	41	359
2022	40	35											75

Custodial - 2021	3	3	8	5	8	5	4	2	2	3	8	10	61
2022	6	6											12

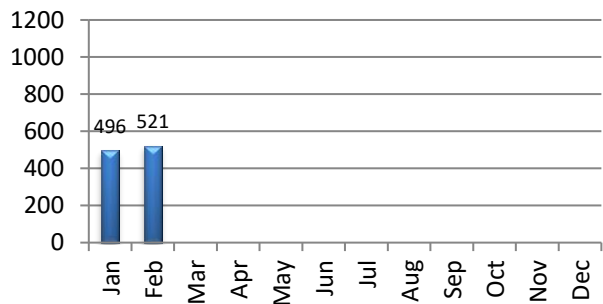
DUI Arrests - 2021	2	6	9	14	10	2	6	5	5	3	2	8	72
2022	5	1											6

MV Contacts - 2021	541	543	876	962	443	305	462	729	407	491	558	425	6,742
2022	496	521											1,017

MV Contacts - 2021



MV Contacts - 2022



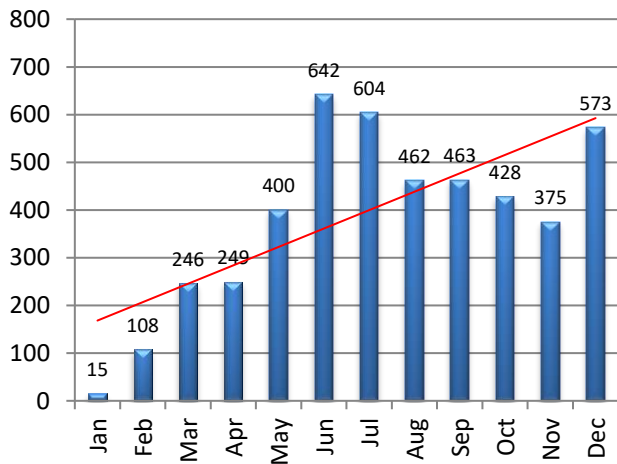
MV Enforcement: Type	Jan	Feb	Mar	Apr	May	Jun	Jul	Aug	Sep	Oct	Nov	Dec	YTD
Speeding Violations	193	209											402
Seatbelt Violations	0	0											0
Registration Violations	51	41											92
License Violations	19	18											37
Distracted Driving	9	6											15
Suspended Licence	12	9											21
Stop Sign Violations	111	128											239
Traffic Light Violation	15	20											35

The above incidents are a overview of common violations. These statistics are not the only motor vehicle enforcement actions taken. The above show top 6 violations for the month.

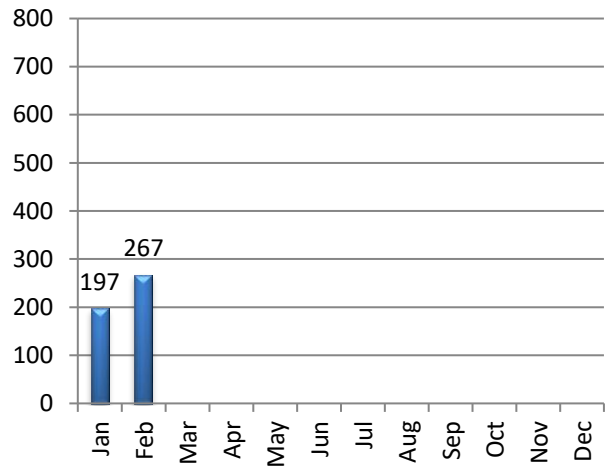
PARKING TICKET SUMMARY

Total Issued	Jan	Feb	Mar	Apr	May	Jun	Jul	Aug	Sep	Oct	Nov	Dec	YTD
2021	15	108	246	249	400	642	604	462	463	428	375	573	4565
2022	197	267											464

Parking Tags Issued 2021



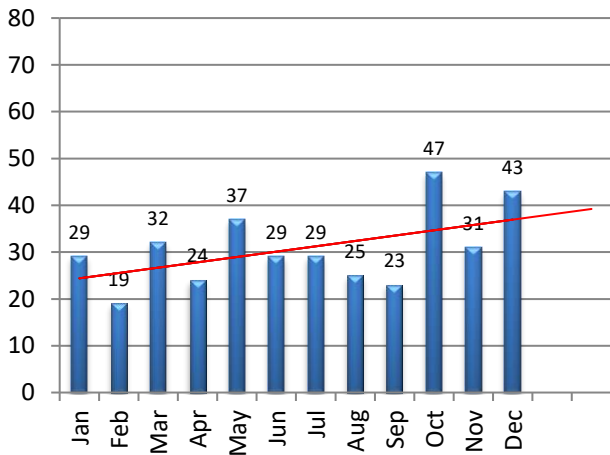
Parking Tags Issued - 2022



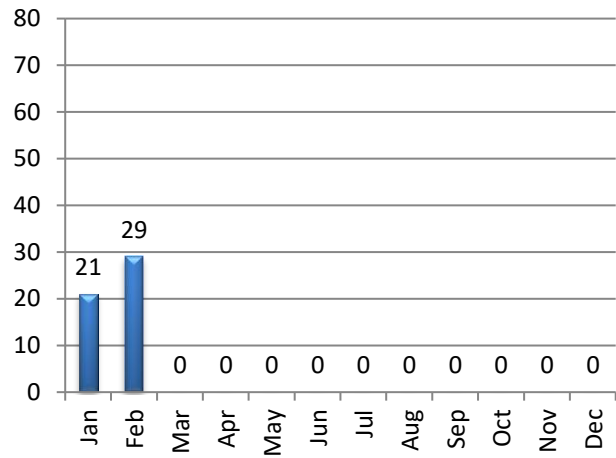
CRIMINAL ARREST SUMMARY

Criminal Arrests by Month	Jan	Feb	Mar	Apr	May	Jun	Jul	Aug	Sep	Oct	Nov	Dec	YTD
Larceny - 2021	18	14	24	20	17	18	20	17	16	26	15	29	234
2022	16	21											37
Vandalism - 2021	4	1	1	2	4	5	5	0	2	3	1	4	32
2022	0	2											2
MV Theft / Attempt - 2021	0	1	0	0	2	0	0	0	0	4	1	2	10
2022	0	0											-
Burglary / Attempt - 2021	2	2	3	1	6	4	3	2	1	8	0	3	35
2022	1	3											4
Assault - 2021	5	1	4	1	8	2	1	5	4	6	9	2	48
2022	4	3											7
Robbery - 2021	0	0	0	0	0	0	0	1	0	0	5	3	9
2022	0	0											-
2021	29	19	32	24	37	29	29	25	23	47	31	43	368
2022	21	29	0	0	0	0	0	0	0	0	0	0	50

Total Criminal Arrests - 2021



Total Criminal Arrests - 2022



Domestic Violence Arrests	Jan	Feb	Mar	Apr	May	Jun	Jul	Aug	Sep	Oct	Nov	Dec	YTD
2022	5	11											16